



বাংলাদেশ স্থল বন্দর কর্তৃপক্ষ

টি.সি.বি. ভবন (৬ষ্ঠ তলা)

কাওরান বাজার, ঢাকা-১২১৫

www.bsbk.gov.bd

নং-১৮.১৫০.০২২.২২.০০.০০১.২০১২.৩৫৪

তারিখঃ ০৬ ডিসেম্বর, ২০২০

প্রজ্ঞাপন

বাংলাদেশ স্থলবন্দর কর্তৃপক্ষের ৩০ নভেম্বর, ২০০৫ তারিখের বাস্তবক/প্রশাঃ/ট্যারিফ/১৩৪/২০০৩-৬৪ এবং ৩ ডিসেম্বর, ২০১৮ তারিখের ১৮.১৫.০০০০.০২২.৬৬.০৩৬.১৬.২৫৮ নং প্রজ্ঞাপন তৎসহ পঠিতব্য ২ নভেম্বর ২০০৩ তারিখের বাস্তবক/হিসাব/৭৬/২০০৩/১৪ নং প্রজ্ঞাপনের Clause 11 এর sub-clause (xiii) শর্ত মোতাবেক পরবর্তীতে বেনাপোল স্থলবন্দরের ব্যবহারকারীগণের নিকট হতে কর, টোল, রেইট ও আদায়যোগ্য ফিসের হার পুনঃনির্ধারণ সাপেক্ষে, উক্ত স্থলবন্দরের ক্ষেত্রে ২০২০ সালে প্রযোজ্য ট্যারিফ ৫% বৃদ্ধিপূর্বক ২০২১ সালের জন্য নিম্নোক্তভাবে নির্ধারণ করা হ'ল।

২। এ ট্যারিফ হার ০১/০১/২০২১ তারিখ থেকে কার্যকর হবে। তবে কর্তৃপক্ষ সরকারের পূর্বানুমোদনক্রমে, যে কোন সময়ে এ ট্যারিফ হার পুনঃধারণ্য (re-fix) করতে পারবে।

Tariff Schedule-2021
For Benapole Land Port

5.00 Other Charges:

(All charges are in Taka)






SL. No.	Particulars of charges	Basis of Charges	Rate of charges 2020	Rate of charges 2021
a	Entrance Fee:			
	(i) Truck/Bus & Lorry	Per unit per entry	137.81	144.70
	(ii) Motor Car, Jeep, Pick-up & Three Wheeler etc.	do	82.69	86.82
	(iii) Motor Cycle/Bi-cycle, Push cart/Rickshaw/Van etc.	do	27.56	28.94
b	Carpenter Charge:			
	(i) For opening & closing of package/cases for Appraisal/Inspection	Per package/case	8.36	8.78
	(ii) For repairing of damaged packages/case etc. (materials will be supplied by the party)	do	20.82	21.86
c	Weightment/Measurement Charge (Where weightment/measurement is applicable)	Per Truck/Lorry	66.15	69.46
f	Documentation Charge (for preparation of additional documents viz., Warehouse charges, Challan/Release order etc. when any consignment is not taken delivery by the party on due date)	Per document	145.56	152.84
g	Haltage Charge (if any transport stay in the warehouse area?)	Per transport per night	83.18	87.34

SL. No.	Particulars of charges	Basis of Charges	Rate of charges 2020	Rate of charges 2021
h	Hire charge of Tarpaulins if applied for by the party (subject to availability)	Per Piece per diem or part thereof	187.13	196.49
i	(i) Hire charge of Mobile Crane for use outside Warehouse premises	Per hour or part thereof	727.67	764.05
	(ii) Haulage charge of Mobile Crane	Per Km or part thereof	187.13	196.49
j	(i) Hire charge of Forklift for use outside Warehouse premises	Per hour or part thereof	311.86	327.45
	(ii) Haulage charge of Forklift	Per Km or part thereof	103.97	109.17

6.00 Warehouse & Open Yard Space Charges

SL. No.	Particulars of Goods	Basis of Charges	Year	Slab: First 3 (Three) days free, Slab-1: 1 st to 21 st day, Slab-2: 22 nd to 50 th day, Slab-3: 51 st and onward					
				Rate of Charge in Shed			Rate of Charge in Open Yard		
				1 st to 21 st day	22 nd to 50 th day	51 st day & onward	1 st to 21 st day	22 nd to 50 th day	51 st day & onward
a	All general goods on which freight charge by weight	Per Ton or part thereof per diem & part thereof	2021	10.95	21.86	32.79	6.57	15.31	21.86
			2020	10.43	20.82	31.23	6.26	14.58	20.82
b	Cotton Yarn Fabrics, Tea, Fridge (Refrigerator), Paper pulp, Tissue paper, Napkin, PPC fabrics, skins, hides, leather (Tea/Coffee per chest/bag of 45 kgs/100 lbs per diem and part thereof) etc.	Per package/ case or part thereof per diem & part thereof	2021	3.32	6.57	8.78	2.76	4.92	9.88
			2020	3.16	6.26	8.36	2.63	4.69	9.41
c	Wood & all goods on which freight is charged by measurement	Per cubic meter or part thereof per diem or part thereof	2021	10.95	21.86	34.95	8.78	21.86	28.42
			2020	10.43	20.82	33.29	8.36	20.82	27.07

Contd. Page-3

Tyre, Tube etc. :

S.L No.	Particulars of Goods	Basis of Charges	Year	Rate of Charges (Shed)			Rate of Charges (Open Yard)		
				1 st to 21 st day	22 nd to 50 th day	51 st day & onward	1 st to 21 st day	22 nd to 50 th day	51 st day & onward
1	Cycle, Rickshaw Tyre & Tube	Per Piece per diem & part thereof	2021	0.27	0.56	0.76	0.20	0.27	0.38
			2020	0.26	0.53	0.72	0.19	0.26	0.36
2	Baby Taxi, Three wheeler, Scooter, Motor Cycle & Motor Car Tyre & Tube (Size: below-7-00)	-Do-	2021	0.56	1.02	1.52	0.27	0.56	0.76
			2020	0.53	0.97	1.45	0.26	0.53	0.72

S.L No.	Particulars of Goods	Basis of Charges	Year	Rate of Charges (Shed)				Rate of Charges (Open Yard)			
				1 st to 10 th day	11 th to 20 th day	21 st to 41 st day	42 nd day & onward	1 st to 10 th day	11 th to 20 th day	21 st to 41 st day	42 nd day & onward
3	Truck, Lorry, Tractor Tyre & Tube (size: upto 9-	Per Piece per diem & part thereof	2021	11.58	23.15	34.73	81.04	11.58	20.84	28.94	57.89
			2020	11.03	22.05	33.08	77.18	11.03	19.85	27.56	55.13
4	Truck, Lorry, Tractor Tyre & Tube (size: above 9-	-Do-	2021	23.15	46.31	92.61	173.65	23.15	40.52	75.24	138.92
			2020	22.05	44.10	88.20	165.38	22.05	38.59	71.66	132.30

S.L No.	Particulars of Goods	Basis of Charges	Year	Rate of Charges (Shed)			Rate of Charges (Open Yard)		
				1 st to 21 st day	22 nd to 50 th day	51 st day & onward	1 st to 21 st day	22 nd to 50 th day	51 st day & onward
5	Cycle on wheel or semi knocked down (SKD) condition	Per unit, per diem & part thereof	2021	7.49	14.99	22.47	5.03	10.00	14.99
			2020	7.13	14.28	21.40	4.79	9.52	14.28

(Car/Chesis etc.):

S.L No.	Particulars of Goods	Basis of Charges	Year	Rate of Charges				Rate of Charges			
				1 st to 10 th day	11 th to 20 th day	21 st to 41 st day	42 nd day & onward	1 st to 10 th day	11 th to 20 th day	21 st to 41 st day	42 nd day & onward
6	Baby Taxi, Three wheeler, Scooter, Motor Cycle	Per unit, per diem & part thereof	2021	46.31	92.61	231.53	463.05	34.73	57.89	173.65	347.29
			2020	44.10	88.20	220.50	441.00	33.08	55.13	165.38	330.75
7	Motor car & Jeep on wheel	-Do-	2021	219.95	277.83	347.29	578.81	173.65	231.53	289.41	578.81
			2020	209.48	264.60	330.75	551.25	165.38	220.50	275.63	551.25
8	Lorry, Truck, Bus, Tractor, Mobile workshop & such other on wheels	-Do-	2021	289.41	578.81	868.22	1157.63	231.53	520.94	810.34	1157.63
			2020	275.63	551.25	826.88	1102.50	220.50	496.13	771.75	1102.50
9	Tractor, Mobile workshop & such other on wheels	-Do-	2021	405.17	810.34	1736.44	3472.88	370.44	694.58	1389.15	2778.30
			2020	385.88	771.75	1653.75	3307.50	352.80	661.50	1323.00	2646.00

Note : In respect of Sl. Nos. (1) to (4) above if the Tyre and Tubes are packed together they will be treated as single piece, if not they will be treated as separate pieces for assessment of charges provided that tractor and other oversized (above 9-20) Tyres shall be charged at double the rate.

Contd. Page-4

7.1 Handling Charges

Sl No	Particulars of Charges	Basis of Charges	Rate of charges 2020	Rate of charges 2021
1	Off loading from any kind of transport & stacking/re-stacking inside Shed/Yard by manual labour	Per ton or part thereof	41.61	43.69
2	Loading from Shed/Yard into road transport by manual labour	do	41.61	43.69
3	Loading/off loading by equipment	do	99.81	104.80

10.00. Passenger Facilities Charges:

SL. No.	Particulars of charges	Basis of Charges	Rate of charges 2020	Rate of charges 2021
1	Entry fee	Per person	11.48	12.05
2	Waiting charges	do	11.48	12.05
3	Service charges	do	4.60	4.83
4	Terminal charges	do	11.48	12.05
	Total	do	39.04	40.98

11. 00 General Conditions:

- (i) In case of mis-declaration detected regarding weight or measurement in import Manifest/Invoice/Packing List/Consignment Note/Truck Challan, the authority will have the discretion to realize Rent Charge as per actual by weight or measurement whichever is higher.
- (ii) For dangerous and hazardous cargo 200% of the normal rates shall apply.
- (iii) Assessment of detained goods if delivery of any consignment goods is delayed due to any Government order or requirement of the customs duly communicated/certified by competent authority, the rent of charge for the 2nd and 3rd slabs shall be reduced by 50% on application by the consignee/Agent duly approved by the Chairman. Similar concession shall also be admissible for goods handed over to the customs for auction but delivered prior to auction duly out passed by the Customs.
- (iv) 10% less Tariff of the Warehouse rent charge will be applicable on Export Cargo.
- (v) The Port Authority will take weight/measurement of all loose cargo for determining the chargeable weight. Port Officials will have the power to take weight/measurement if the Manifest/Invoice/Packing list seems to be incorrect as per outward condition of the package/cargo.
- (vi) Rent charges will be levied on a minimum of 1(one) ton/1(one) cubic meter on goods chargeable at the rate of per ton/per cubic meter or part thereof.
- (vii) In total of the bill for rent charges, fraction for a less than 50 paisa will not be charged and 50 paisa or above will be reckoned as one taka.
- (viii) If any cargo is kept covered by Tarpaulin in the open yard, the rate of rent charge applicable for transit shed, be charged for the same in place of hire charge of Tarpaulins, if so applied for by the C&F Agent/Importer.
- (ix) No delivery of goods will be allowed after normal working hours.

- (x) A certain percentage of goods accruing rent charges leviable by weight may at the discretion of the Authority be weighed and on the basis of the weight so taken, the total weight of goods will be worked out and charged for.
- (xi) If removal/restacking is done for Port's convenience no charge will be realized from the party, but if removal/restacking is done on application from the party, charge will be realized.
- (xii) VAT @ 15% or as decided by the Govt./Authority from time to time will be realized.
- (xiii) The schedule of rates shall be enhanced 5% each year in absence of re-fixing the rates as per change in the market price.

কে. এম. তারিকুল ইসলাম
চেয়ারম্যান

ফোনঃ ৮১৮৯৩০০

ই-মেইল: chairman@bsbk.gov.bd